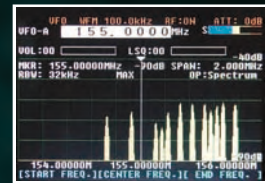
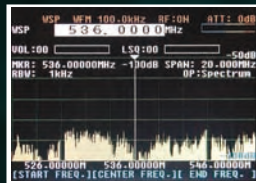
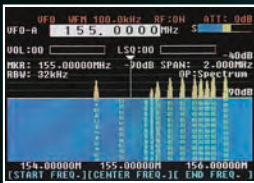




High Speed FFT Search - Scans 10MHz in as little as 0.2 seconds!

- Ultra-stable, high sensitivity triple conversion receiver
- External video output (composite video)
- AM/NFM/WFM/SFM/TV receive modes
- Displays up to 40MHz of spectrum bandwidth
- APCO25 decoder (option)
- Waterfall (time) display function
- 1000 memories (100 ch x 10 banks)
- Video display (NTSC/PAL auto select)
- 5 inch TFT color LCD display
- Average or peak value readings
- PC control through RS232C serial port or USB interface




25MHz ~ 3GHz FREQUENCY MONITOR

SR2000A



- 1 5" TFT COLOR LCD 4 TEN-KEY 7 MHZ / ENTER KEY
- 2 POWER SWITCH 5 SUB-FUNCTION 8 DIAL FUNCTIONS
- 3 SOFT KEYS 6 OPERATION KEYS 9 MAIN DIAL

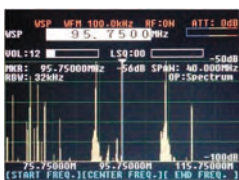


- 10 HEADPHONES 13 INTERNAL SPEAKER 16 USB INTERFACE
- 11 EXTERNAL SPEAKER 14 ANTENNA INPUT 17 RS-232C INTERFACE
- 12 ACCESSORY CONN. 15 COMPOSITE VIDEO OUT 18 12V POWER INPUT

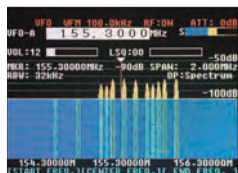
25MHz-3GHz in AM/NFM/WFM/SFM/Video modes

The SR2000A is a digital frequency monitor with built-in high grade front end for the professional user. The digitally processed IF signals of the RF unit are combined with FFT technology enabling spectrum analysis and high speed signal detection in real time. In one compact unit, the SR2000A integrates a large color display with a professional grade receiver blending high RF technology with digital processing.

Monitor signals with incredible speed



The FFT search function enables incredibly high speed signal monitoring, sweep up to 10MHz in 0.2 seconds! Using the built-in 5 inch TFT color display, it is easy to monitor the clear, crisp images of received signals. Up to 40 MHz of bandwidth can be displayed in real time through advanced Digital Signal Processing. The waterfall display function tracks signals over time and uses colors to define their strength. You can also display NTSC, PAL and FM video such as ISM-band wireless surveillance camera.



High grade front end delivers amazing stability

The SR2000A receiver module is a professional grade triple conversion unit that delivers amazing stability over a wide temperature range, covering 25MHz~3GHz.

Step Resolution Mode

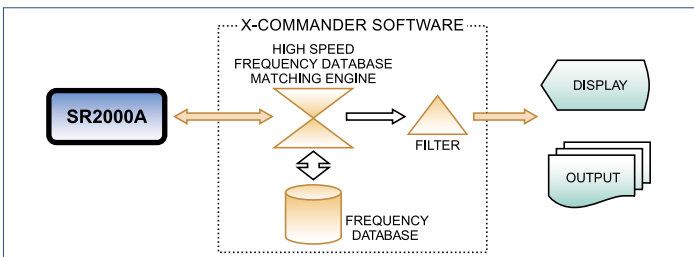
The step resolution mode applies known frequency steps to specific bands (such as VHF Air).

Band Activity "scope" Mode

The Band Activity "scope" mode can be used effectively to monitor a known channelized band. When the operating frequency range is already known (such as in amateur radio bands), the SR2000A can be used as a band scope.

Radio Surveillance Software for SR2000A

X-COMMANDER is a powerful program available as an option, which allows you to scan a wide frequency range at FFT speed, and to compare the hits to your own CSV based database. The results can be graphically displayed, printed or stored into a CSV file.



SR2000A Specifications

Frequency range	25-3,000 MHz (*)
Receive modes	AM/NFM/WFM/SFM/TV/APCO25 (Optional)
Receiver configuration	Triple conversion super heterodyne
IF frequency	1st 254.3 / 744.3 MHz 2nd 10.7 MHz 3rd 455 kHz
Sensitivity	25MHz ~ 225MHz NFM 0.35µV (12dB SINAD) AM 0.6µV (10dB S/N)
	225MHz ~ 1.7GHz WFM 2.0µV (12dB SINAD)
	1.7GHz ~ 2.7GHz NFM 0.35µV (12dB SINAD) AM 0.8µV (10dB S/N)
	2.7GHz ~ 3GHz WFM 2.0µV (12dB SINAD)
	1.7GHz ~ 2.7GHz 0.6µV (12dB SINAD)
	2.7GHz ~ 3GHz NFM 1.5µV (12dB SINAD)
IP3	25MHz ~ 225MHz +1.0dBm
	225MHz ~ 1.7GHz +1.0dBm
	1.7GHz ~ 2.7GHz +1.0dBm
	2.7GHz ~ 3GHz +1.0dBm
S/N	25MHz ~ 225MHz 40dB
	225MHz ~ 1.7GHz 35dB
	1.7GHz ~ 2.7GHz 32dB
	2.7GHz ~ 3GHz 30dB
Frequency stability	+/- 1ppm (0-50 °C, 32-122 °F)
LCD	5 inches TFT color LCD
Memory channels	1,000
Search banks	40
Pass channel memory	2,000
Priority channel	1
Operation modes	Spectrum, Step resolution, Channel scope
Resolution Band Width	1, 4, 32, 64, 128 KHz
Input Impedance	50 ohm
Audio output	1.2W (@8Ω) 10% THD
Speaker	Internal
PC interface	RS-232C or USB
Power requirements	12 ~ 16V DC @ 1.5A (at 1W audio output)
Control keys	26 keys, one (1) dial
Operating Temperature	0-50 °C, 32-122 °F
Dimensions	220 (W) x 120 (H) x 185 (D) (mm) (Projects not included)
	8.7 (W) x 4.7 (H) x 7.3 (D) (inches)
Weight	3.2 Kg (7.1lbs)



AOR, LTD.
2-6-4, Mitsuji, Taito-Ku
Tokyo, 111-0055, Japan
www.aorja.com mail@aorja.com

AOR USA, INC.
20655 S. Western Ave. Suite 112
Torrance, CA 90501, U.S.A.
Phone: 310-787-8615
Fax: 310-787-8619
www.aorusa.com info@aorusa.com

U.S Patents: 6,002,924 & 6,816,715
Specifications are subject to change without notice or obligation.
(*) Cellular blocked for US consumer version. Unblocked version available to qualified purchasers; documentation required in the USA.
Printed in Japan.
©2008 AOR, LTD. All rights reserved. E&OE.